



The Teacher's Aid



*"Teacher-Friendly" Ideas and Helps for Your Children's Ministry.
A training resource of BCM International (Canada) Inc.*

**Winter
2016**

KIDS' KORNER

Ages 6-12



**An Act of Love . . .
KNOW 'n' PRAY for your children!**

How well do you know the children you teach? Do you plan your lessons with their needs in mind? Preparing Bible lessons *to meet the needs of your students* is an important responsibility as a teacher of the Word of God.

What **needs** do your students have? What are their **characteristics**? Studying a chart of age characteristics and related needs will give you a general idea of children's needs, but each child is unique and an individual with changing needs.



Keep a notebook for your class to better get to know and understand and pray for your children, recording information you observe or learn about them. Keep it confidential, sharing it only with God.

Prepare a separate page for each child, including information such as: name (you could use a code name for each to keep it really private), birthday, age, home situation, character traits, needs, spiritual needs, problems, skills needing to be developed or used, child's prayer requests, etc. Leave some space to record any answers to prayer. Refer to this notebook as you prepare your lessons and programs and as you pray for each child.

Name: JOEY

Birthday: October 12

Age: 9

Family: 2 older sisters, 1 baby brother

- Father and mother separated; visits father on Saturdays.
- Accepted Christ as Savior—Dec 6, 2004
- Very curious and likes to learn new things
- Has trouble with Math
- Likes sports—soccer and baseball
- Likes to make up stories and share them
- Good at reading
- Needs to learn to put truths of Word into practice: trouble with lying, bad language, negative attention-getting actions.
- Wants his own copy of the Bible
- Joey's Prayer Concerns:



BCM International (Canada) Inc.
685 Main Street East, Hamilton, ON L8M 1K4
Phone 905-549-9810 Toll Free 1-877-272-9262 Fax 905-549-7664
Email: mission@bcmintl.ca Website: www.bcmintl.ca
f BCM International Canada Inc.

Now download **TAID** on our website at
<https://bcmintl.ca/resources/teachers-aid>

Bible Story Visual for Mark 2:1-12

Try this unique visual for teaching the Bible story of the lame man brought to Jesus in Mark 2:2-12 (ref. Luke 5:17-26; Matthew 9:1-8). The children can learn to work the visual and participate in reviewing the lesson.

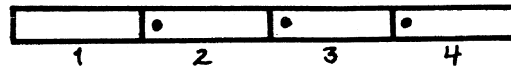
Materials:

- * Poster board or cardstock (any color) - cut into four 1"x7" strips
- * 3 brass fasteners
- * Bible Story Script (below)



Preparation:

Prepare the 4 strips according to size given above. Attach them end to end with the 3 brass fasteners. Study the Scripture passages. Practice using the visual with Bible story script instructions shown below. *Option:* Smaller sizes of the visual could be prepared for each child to make one and use it to tell someone else the Bible story.



Procedure:

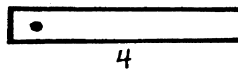
Fold and unfold the visual according to illustrations given at each numbered part of the Bible story script. The visual illustrations are drawn as if facing a class of children. To help you to practice folding the visual correctly, each number on the illustrations given below corresponds with the numbered part of the visual shown above. Be sure to practice until each transition is smoothly done. *Option:* The story can be told using two people (another teacher or a helper) where one would tell the story while the other works the visual. Again, time needs to be spent in practice to coordinate and tell the story effectively and smoothly without visual distraction.

Bible Story Script Instructions

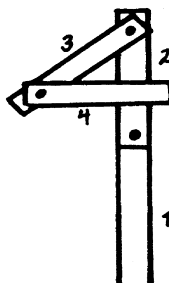
Begin with the first three parts folded under the 4th part as shown in #1 of Bible story script.

NOTE: The numbered portions of the lesson given with each visual part are just basic to help you to identify when to use the visual. When telling the story more detail can be included as is needed or desired for each part.

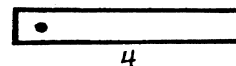
1. The man lying on in his bed because he is unable to walk. (All strips folded as one.)



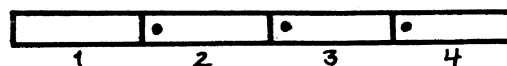
2. The four friends of the man.



3. The man's friends offer to take him on his bed to see Jesus.

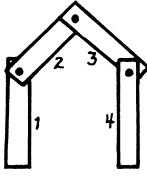
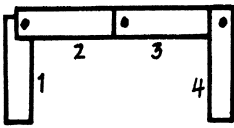


4. The friends carried the man on his bed along the road.

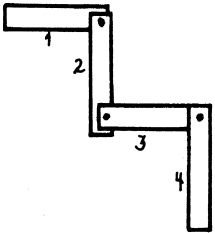


Bible Story Visual for Mark 2:1-12

5. The house where Jesus was teaching. (Point to the flat roof which was the style in Jesus day as well as in the Middle East and Israel today.)

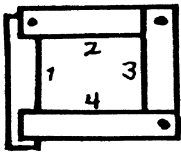


6. The stairs on the outside of the house which the four friends climbed to carry the man to the roof.

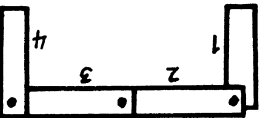


Show this kind of house/roof that is like ones we have today.

7. The hole that the friends made in the roof through which they lowered the man on his bed to see Jesus. (Look through hole as you talk about how surprised all those people inside must have been as they looked up to see this hole in the roof above them and people looking down at them.)



8. The man lying on his bed being lowered through roof to see Jesus. (Lower visual holding tops of both ends.)



9. The man stood up, rolled up his mat and walked, after being healed and forgiven him by Jesus .



Applying the story:

Salvation emphasis: Stress the truth that Jesus is the only one who is able to forgive our sin because He took the punishment for our sin when He died on the cross and rose again. When we believe what the Bible says He did for us, and accept Jesus Christ as our personal Savior, He forgives us and we become part of God's family.

Missionary Emphasis: As the four friends did everything they could to bring the lame man to Jesus, we should also want to bring others to Jesus who do not know Him. We do this by telling them what Jesus has done for us and how much He wants to be their Savior and how they can be forgiven. Give some specific examples of ways children can introduce their friends to Jesus—many of the children will be able to give their own ideas. Encourage each one to act on one idea that week with someone they know who is not part of God's family. *Some ideas:* inviting a friend to Sunday School or Bible Club or a special kids' meeting where they will hear of Jesus; giving a children's tract to a friend or even a parent; telling how Jesus has helped them in a difficult situation, etc.

Note: The origin of this visual aid is unknown so we are unable to give proper credit for it.